

Promenade

Verlegemuster P9


56x28x8 cm, 42x28x8 cm, 28x28x8 cm

M = 1:20


Seit 1927



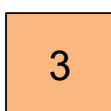
Betonwerke Emsland



56x28x8 cm



42x28x8 cm



28x28x8 cm